



**DWARAKA DOSS GOVERDHAN DOSS VAISHNAV COLLEGE**  
**(Autonomous)**  
**College with Potential for Excellence, Linguistic Minority Institution**  
**Affiliated to University of Madras**  
**Arumbakkam, Chennai 600 106**

## **4.2.3**

**Annual expenditure of purchase of  
books/ e- books and subscription to  
journals/ e-journal**



**DWARAKA DOSS GOVERDHAN DOSS VAISHNAV COLLEGE**  
(Autonomous)  
College with Potential for Excellence, Linguistic Minority Institution  
Affiliated to University of Madras  
Arumbakkam, Chennai 600 106

### COLOR INDEX

PARTICULARS	CALCULATIONS
Library	Library Books and Materials + Library (E-journal & Books)

*Handwritten signature in green ink.*

PRINCIPAL  
Dwaraka Doss Goverdhan Doss  
Vaishnav College  
Arumbakkam, Chennai - 600106.



**DWARAKA DOSS GOVERDHAN DOSS VAISHNAV COLLEGE**  
(Autonomous)  
College with Potential for Excellence, Linguistic Minority Institution  
Affiliated to University of Madras  
Arumbakkam, Chennai 600 106

# **AUDITED FINANCIALS**

## **F.Y. 2020-2021**

**PRINCIPAL**  
Dwaraka Doss Goverdhan Doss  
Vaishnav College  
Arumbakkam, Chennai - 600106.


**DWARAKA DOSS GOVERDHAN DOSS VAISHNAV COLLEGE, CHENNAI - 600 106.**

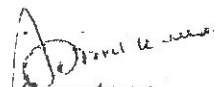
**CONSOLIDATED INCOME & EXPENDITURE ACCOUNT FOR THE YEAR ENDED 31.3.2021**


Amount	EXPENDITURE	Amount	Amount	INCOME	Amount
2019-2020		2020-2021	2019-2020		2020-2021
Rs. p.		Rs. p.	Rs. p.		Rs. p.
Schedule - I		Schedule - I	Schedule - II		Schedule - II
204,410,049	Employee Costs	199,286,123	4,916,437	Application & Registration	5,858,762
3,448,380	P.F.	3,120,493	347,549,885	Fees Received	341,007,510
34,733,342	Administrative Expenses	21,201,586	249,500	Fine	1,000
468,862	Rates & Taxes	483,495	84,195,248	Salary Grant	75,784,177
3,383,099	Laboratory Equipment Expenses	1,225,496	7,899,669	Interest	2,638,698
12,980,164	Seminar/Workshop/Training Program	7,038,344	7,254,933	Miscellaneous Receipts	29,338,614
4,478,053	Endowment, Scholarship & Seminar	3,368,350			
32,280,925	Repairs & Maintenance	23,339,204			
6,526,619	Miscellaneous Expenses	12,366,311			
14,686,332	Depreciation	13,408,592			
134,669,847	Excess of Income over Expenditure	169,790,767			
452,065,672	<b>TOTAL</b>	454,628,761	452,065,672	<b>TOTAL</b>	454,628,761

As per our report of even date attached  
For M.Raghunath & Co.,  
Chartered Accountants


Place: Chennai  
Date: 06.08.2021

  
Treasurer  
D.G.Vaishnav College  
Chennai

  
Secretary  
D.G.Vaishnav College  
Chennai

  
Chairman  
D.G.Vaishnav College  
Chennai

  
MEMBER SHIP NO: 015504  
Partner  


  
**PRINCIPAL**  
Dwaraka Doss Goverdhan Doss  
Vaishnav College  
Arumbakkam, Chennai - 600106.

**DWARAKA DOSS GOVERDHAN DOSS VAISHNAV COLLEGE, CHENNAI - 600 106.**  
**CONSOLIDATED BALANCE SHEET AS ON 31.3.2021**

Amount	LIABILITIES	Amount	Amount	ASSETS	Amount
2019 - 2020		2020 - 2021	2019 - 2020		2020 - 2021
Rs. p.		Rs. p.	Rs. p.		Rs. p.
Schedule - I		Schedule - I	Schedule - II		Schedule - II
144,182,422	Shri V.V.Sabha-General Fund	271,316,410	86,391,512	Fixed Assets	81,062,960
7,874,275	Current Liabilities	2,780,055	98,374	Deposits	98,374
			40,640,848	Fixed Deposits [Flexi unit]	144,964,797
			14,418,832	Advances A/c	32,381,282
			4,262,900	Current Assets	5,008,862
			3,500	Tax Deducted Source	-
			6,240,731	Cash & Bank Balance	10,580,191
152,056,697	<b>Total</b>	274,096,465	152,056,697	<b>Total</b>	274,096,465


As per our report of even date attached

Place: Chennai  
Date: 06-08-2021

For M.Raghunath & Co.,  
Chartered Accountants



Treasurer  
D.G.Vaishnav College  
Chennai




Secretary  
D.G.Vaishnav College  
Chennai



Chairman  
D.G.Vaishnav College  
Chennai



**PRINCIPAL**  
Dwaraka Doss Goverdhan Doss  
Vaishnav College  
Arumbakkam, Chennai - 600106.



**DWARAKA DOSS GOVERDHAN DOSS VAISHNAV COLLEGE, CHENNAI 600 106.**

**SCHEDULE OF FIXED ASSETS AS ON 31.03.2021**

Sl. No.	Particulars	GROSS BLOCK			DEPRECIATION				NET BLOCK		
		At Cost	Additions	Deletions	At Cost	Up to	DEPR	for the	Up to	As on	As on
		31.3.2020	during the year	during the year	31.3.2021	31.3.2020	%	year	31.3.2021	31.3.2020	31.3.2021
	Rs. p.	Rs. p.	Rs. p.	Rs. p.	Rs. p.	Rs. p.	Rs. p.	Rs. p.	Rs. p.	Rs. p.	
1	Air Conditioner	168,455	-	-	168,455	165,629	15%	424	166,053	2,826	2,402
2	Furniture & Fixtures	2,357,776	149,514	-	2,507,290	1,471,680	15%	144,128	1,615,808	886,096	891,482
3	Electronic Equipment	1,120,975	33,217	-	1,154,192	1,119,691	20%	3,579	1,123,270	1,284	30,923
4	Computers & Pheripherals	1,556,729	238,751	-	1,795,480	1,108,201	15%	85,186	1,193,386	448,528	602,094
5	Lab Equipments	46,544	-	-	46,544	42,478	15%	610	43,088	4,066	3,456
6	Office Equipment	58,112	-	-	58,112	57,947	15%	25	57,972	165	140
7	Sports Goods	132,845	-	-	132,845	130,139	25%	677	130,815	2,706	2,030
8	Library books	1,461,648	153,397	-	1,615,045	895,026	10%	64,332	959,358	566,622	655,687
									0	0	
	<b>Total</b>	<b>6,903,084</b>	<b>574,879</b>	<b>-</b>	<b>7,477,963</b>	<b>4,990,792</b>		<b>298,959</b>	<b>5,289,751</b>	<b>1,912,292</b>	<b>2,188,212</b>
	<b>UGC - AUTONOMOUS</b>										
9	Books & Journals	659,327	193,290	-	852,617	102,351	10%	65,362	167,713	556,976	684,904
10	Computers CPE	970,603	-	-	970,603	265,959	15%	102,313	368,272	682,088	579,775
11	Equipments - Chem dept	1,130,629	-	-	1,130,629	540,434	15%	88,529	628,963	590,195	501,666
12	Furniture & Fixtures	357,201	-	-	357,201	26,790	15%	49,562	76,352	330,411	280,849
13	LAB UPGRADATION CPE	411,000	321,920	-	411,000	123,300	15%	76,547	199,847	349,350	594,724
14	Equipments - Phy Dept	513,335	-	-	513,335	104,348	15%	61,348	165,696	408,987	347,639
15	Library Automation	1,000,000	-	-	1,000,000	220,821	15%	116,877	337,698	779,179	662,302
16	Library books	13,465	-	-	13,465	4,631	10%	883	5,514	8,834	7,951
17	Non-Recurring CPE	210,496	282,111	-	210,496	62,104	15%	48,153	110,258	179,966	413,924
18	Photocopier Machine	805,900	-	-	805,900	60,443	15%	111,819	172,261	745,458	633,639
19	Teaching AID	865,743	-	-	865,743	172,883	15%	103,929	276,812	692,860	588,931
	<b>Total</b>	<b>6,937,699</b>	<b>797,321</b>	<b>-</b>	<b>7,130,989</b>	<b>1,684,063</b>		<b>825,322</b>	<b>2,509,385</b>	<b>5,324,304</b>	<b>5,296,303</b>
	<b>Grand Total</b>	<b>13,840,783</b>	<b>1,372,200</b>	<b>-</b>	<b>14,608,952</b>	<b>6,674,855</b>		<b>1,124,281</b>	<b>7,799,136</b>	<b>7,236,597</b>	<b>7,484,516</b>

As per our report of even date attached

Place : Chennai

Date : 06.08.2021

Treasurer

D.G.Vaishnav College  
Chennai

Secretary

D.G.Vaishnav College  
Chennai

PRINCIPAL


Dwaraka Doss Goverdhan Doss  
Vaishnav College  
Arumbakkam, Chennai - 600106.

Chairman

D.G.Vaishnav College  
Chennai

For M.Raghunath & Co.,  
Chartered Accountants


M.Raghunath  
Partner



**DWARAKA DOSS GOVERDHAN DOSS VAISHNAV EVENING COLLEGE, CHENNAI 600 106.**

**SCHEDULE OF FIXED ASSETS AS ON 31.3.2021**

Sl. No.	Particulars	GROSS BLOCK				DEPRECIATION				NET BLOCK	
		At Cost	Additions	Deletions	At Cost	Up to	%	for the	Up to	As on	As on
		31.3.2020	during the year	during the year	31.3.2021	31.3.2020		year	31.3.2021	31.3.2020	31.3.2021
	Rs. p.	Rs. p.	Rs. p.	Rs. p.	Rs. p.		Rs. p.	Rs. p.	Rs. p.	Rs. p.	
1	Airconditioner	23,084,379	58,000	-	23,142,379	16,651,981	15%	969,210	17,621,190	6,432,398	5,521,188
2	Furniture & Fixtures	36,429,662	2,598,386	-	39,028,048	21,763,067	15%	2,419,648	24,182,715	14,666,595	14,845,332
3	Lab Furniture Lib.Vis Block	11,855,825	-	-	11,855,825	7,260,690	15%	689,270	7,949,960	4,595,135	3,905,865
4	Kitchen Dining Table - Canteen	536,130	-	-	536,130	350,289	15%	27,876	378,165	185,841	157,965
5	Lab Equipments	24,316,921	847,528	-	25,164,449	22,285,430	15%	408,843	22,694,272	2,031,491	2,470,176
6	Kichen Equipments - Canteen	1,547,167	-	-	1,547,167	1,001,328	15%	81,876	1,083,204	545,839	463,963
7	Sports Equipments	271,169	-	-	271,169	170,539	15%	15,095	185,633	100,630	85,536
8	Electronic Equipments	3,265,191	78,178	-	3,343,369	1,737,656	15%	234,994	1,972,650	1,527,535	1,370,719
9	Electronic Equipment- Vis.Com.	11,934,773	-	-	11,934,773	9,512,677	15%	363,315	9,875,991	2,422,097	2,058,782
10	Electronic Moving Display	533,760	-	-	533,760	387,806	15%	21,893	409,699	145,954	124,061
11	Auditorium Sound System	1,283,175	-	-	1,283,175	938,454	15%	51,708	990,163	344,721	293,012
11a	Library-Media Room		325,155	-	325,155	-	15%	24,387	24,387	-	300,768
12	M.C.A. Auditorium Sound System	630,976	-	-	630,976	590,321	15%	6,098	596,419	40,655	34,557
13	Mini Theatre System	1,067,725	-	-	1,067,725	838,970	15%	34,313	873,283	228,755	194,442
14	P.A.System	64,647	-	-	64,647	51,072	15%	2,036	53,108	13,574	11,538
15	Photocopier & Duplo Machine	1,206,254	179,360	-	1,385,614	737,330	15%	83,791	821,121	468,924	564,493
16	CC TV	12,127,658	73,236	-	12,200,894	6,849,199	15%	799,613	7,648,812	5,278,459	4,552,082
17	Computer & Pheriperals	54,301,423	1,462,076	-	55,763,499	36,545,054	15%	2,791,518	39,336,572	17,756,369	16,426,928
18	UPS - DATA Centre	210,760	-	-	210,760	107,808	15%	15,443	123,251	102,952	87,509
19	Networking cable work	1,063,403	-	-	1,063,403	584,193	15%	71,881	656,075	479,210	407,328
20	Currency Counting Machine	14,312	-	-	14,312	8,914	15%	810	9,724	5,398	4,588
21	Software Automation	7,969,427	-	-	7,969,427	6,091,359	15%	281,710	6,373,069	1,878,068	1,596,358
22	Intercom	866,582	-	-	866,582	684,914	15%	28,126	713,040	181,668	153,542
23	Signage Board	1,504,467	-	-	1,504,467	999,414	15%	75,758	1,075,172	505,053	429,295
24	NCC Obstacle	459,021	-	-	459,021	392,225	15%	10,019	402,244	66,796	56,777
25	RO Water Plant	1,083,519	-	-	1,083,519	637,245	15%	66,941	704,186	446,274	379,333
26	Water Purifier	241,006	-	-	241,006	233,148	15%	1,179	234,327	7,858	6,679

  
**PRINCIPAL**  
 Dwaraka Doss Goverdhan Doss  
 Vaishnav College  
 Chennai - 600106.

  
 Dwaraka Doss Goverdhan Doss  
 Vaishnav College  
 Arumbakkam, Chennai - 600106.

**DWARAKA DOSS GOVERDHAN DOSS VAISHNAV EVENING COLLEGE, CHENNAI 600 106.**

**SCHEDULE OF FIXED ASSETS AS ON 31.3.2021**

Sl. No.	Particulars	GROSS BLOCK				DEPRECIATION				NET BLOCK	
		At Cost	Additions	Deletions	At Cost	Up to	%	for the	Up to	As on	As on
		31.3.2020	during the year	during the year	31.3.2021	31.3.2020		year	31.3.2021	31.3.2020	31.3.2021
	Rs. p.	Rs. p.	Rs. p.	Rs. p.	Rs. p.		Rs. p.	Rs. p.	Rs. p.	Rs. p.	
27	Library Books - BBA	26,716	24,568	-	51,284	6,657	10%	3,234	9,891	20,059	41,393
28	Library Books - Biochem	35,584	-	-	35,584	22,530	10%	1,305	23,836	13,054	11,748
29	Library Books - Biotech	176,102	-	-	176,102	88,237	10%	8,786	97,024	87,865	79,078
30	Library Books - Commerce	35,887	-	-	35,887	22,190	10%	1,370	23,560	13,697	12,327
31	Library Books - Comp.Sc.	595,005	-	-	595,005	198,341	10%	39,666	238,007	396,664	356,998
32	Library Books - Corporate Sec.	72,885	14,564	-	87,449	15,955	10%	6,421	22,376	56,930	65,073
33	Library Books - Economics	33,962	-	-	33,962	15,140	10%	1,882	17,022	18,822	16,940
34	Library Books - General	4,251,975	-	-	4,251,975	3,501,568	10%	75,041	3,576,609	750,407	675,366
35	Library Books - Honors	59,645	-	-	59,645	20,590	10%	3,905	24,496	39,055	35,149
36	Library Books - MAHRM	54,641	4,044	-	58,685	23,600	10%	3,306	26,907	31,041	31,778
37	Library Books - Microbiology	238,698	-	-	238,698	166,713	10%	7,198	173,912	71,985	64,786
38	Library Books - Maths	4,498	-	-	4,498	2,252	10%	225	2,477	2,246	2,021
39	Library Books - MBA	1,381,634	-	-	1,381,634	933,820	10%	44,781	978,601	447,814	403,033
40	Library Books - Physics	69,163	-	-	69,163	37,001	10%	3,216	40,217	32,162	28,946
41	Library Books-Tamil	10,423	4,214	-	14,637	2,489	10%	1,004	3,493	7,934	11,144
42	Library Books - Viscom	379,841	42,232	-	422,073	212,916	10%	18,804	231,721	166,925	190,352
43	Library Books - Accounts & Finan	133,340	191,464	-	324,804	22,804	10%	20,627	43,431	110,536	281,373
44	Library Books - Criminology	178,961	18,993	-	197,954	32,344	10%	15,611	47,955	146,617	149,999
45	Library Books - Interior & Design	145,010	-	-	145,010	34,242	10%	11,077	45,319	110,768	99,691
46	Library Books - Journalism	25,585	-	-	25,585	10,477	10%	1,511	11,988	15,108	13,597
47	Library Books - Psychology	192,645	-	-	192,645	39,635	10%	15,301	54,936	153,010	137,709
48	Library Books - Tourism	69,156	-	-	69,156	18,695	10%	5,046	23,741	50,461	45,415
49	Library Books - Sociology	346,021	-	-	346,021	72,649	10%	27,337	99,986	273,372	246,035
50	Library Books - English	97,717	2,038	-	99,755	19,150	10%	7,959	27,109	78,567	72,646
51	Library Books - Journalism	83,331	35,805	-	119,137	8,231	10%	9,300	17,531	75,100	101,606
52	Library Books - Bank Management	23,570	86,211	-	109,781	2,357	10%	6,432	8,789	21,213	100,992

**PRINCIPAL**  
Dwaraka Doss Goverdhan Doss  
Vaishnav College  
Chennai - 600106.

**Principal**  
Dwaraka Doss Goverdhan Doss  
Vaishnav College  
Animbakkam, Chennai - 600106.



**DWARAKA DOSS GOVERDHAN DOSS VAISHNAV EVENING COLLEGE, CHENNAI 600 106.**

**SCHEDULE OF FIXED ASSETS AS ON 31.3.2021**

Sl. No.	Particulars	GROSS BLOCK				DEPRECIATION				NET BLOCK	
		At Cost	Additions	Deletions	At Cost	Up to	%	for the	Up to	As on	As on
		31.3.2020	during the year	during the year	31.3.2021	31.3.2020		year	31.3.2021	31.3.2020	31.3.2021
	Rs. p.	Rs. p.	Rs. p.	Rs. p.	Rs. p.		Rs. p.	Rs. p.	Rs. p.	Rs. p.	
53	Library Books - Finance & Tax	28,655	15,635		44,290	2,866	10%	3,361	6,226	25,790	38,064
54	Library Books - Marketing Mgt	38,811	250,504		289,315	3,881	10%	16,018	19,899	34,930	269,416
55	Library Books - Statistics	20,062	16,123		36,185	2,909	10%	2,521	5,430	17,153	30,755
56	Library Books - French	1,163	-		1,163	221	10%	94	315	942	848
57	Library Books - English Literature	25,017	25,570		50,587	2,502	10%	3,530	6,032	22,515	44,555
58	Library Books - Sanskrit	-	3,000		3,000	-	10%	150	150	-	2,850
59	Ladder	966,743	-		966,743	564,855	15%	60,283	625,138	401,888	341,605
60	Typewriters	30,648	-	-	30,648	30,648	15%	-	30,648	-	-
61	Fax Machine	10,859	-	-	10,859	10,859	15%	-	10,859	-	-
62	Emergency Light	14,066	-	-	14,066	14,066	15%	-	14,066	-	-
63	Sanitizer Kent	-	160,900	-	160,900	-	15%	15,698	15,698	-	145,203
64	Water cooler	-	8,200	-	8,200	-	15%	615	615	-	7,585
65	Weighing Machine	-	10,620	-	10,620	-	15%	797	797	-	9,824
	Round off										
	<b>Total</b>	<b>207,727,351</b>	<b>6,536,605</b>	<b>-</b>	<b>214,263,956</b>	<b>143,574,472</b>		<b>10,020,765</b>	<b>153,595,237</b>	<b>64,152,878</b>	<b>60,668,719</b>

Place : Chennai  
Date : 06.08.2021

As per our report of even date attached  
For M.Raghunath & Co.,  
Chartered Accountants

*[Signature]*  
Treasurer  
D.G.Vaishnav College  
Chennai

*[Signature]*  
Secretary  
D.G.Vaishnav College  
Chennai

*[Signature]*  
Chairman  
D.G.Vaishnav College  
Chennai

*[Signature]*  
M.Raghunath  
Partner

MEMBER IIP No  
015501 OF 1973



*[Signature]*  
**PRINCIPAL**  
Dwaraka Doss Goverdhan Doss  
Vaishnav College  
Arumbakkam, Chennai - 600106.

*[Signature]*  
**PRINCIPAL**  
Dwaraka Doss Goverdhan Doss  
Vaishnav College  
Arumbakkam, Chennai - 600106.

**DWARAKA DOSS GOVERDHAN DOSS VAISHNAV COLLEGE- HOSTEL, CHENNAI 600 106.**

**SCHEDULE OF FIXED ASSETS AS ON 31.3.2021**

Sl. No.	Particulars	GROSS BLOCK				DEPRECIATION				NET BLOCK	
		At Cost	Additions	Deletions	At Cost	Up to	DEPR	for the	Up to	As on	As on
		31.3.2020			31.3.2021	31.3.2020	%	year	31.3.2021	31.3.2020	31.3.2021
		Rs. p.	Rs. p.	Rs. p.	Rs. p.	Rs. p.	Rs. p.	Rs. p.	Rs. p.	Rs. p.	Rs. p.
1	Airconditoner	180,157	-	-	180,157	126,558	15.00%	8,040	134,598	53,599	45,559
2	Furniture	14,194,868	-	-	14,194,868	3,469,858	15.00%	1,608,752	5,078,609	10,725,010	9,116,259
3	Electrical Fittings	489,395	-	-	489,395	275,804	15.00%	32,039	307,843	213,590	181,552
4	Electronic Equipments	68,309	-	-	68,309	39,792	15.00%	4,278	44,070	28,517	24,239
5	LED TV	139,005	-	-	139,005	79,925	15.00%	8,862	88,787	59,080	50,218
6	Computer & Pheriperals	82,186	-	-	82,186	24,977	15.00%	8,581	33,559	57,209	48,627
7	CCTV	643,443	-	-	643,443	355,690	15.00%	43,163	398,853	287,753	244,590
8	Water Cooler	196,259	-	-	196,259	67,148	15.00%	19,367	86,515	129,111	109,744
9	Intercom	29,995	-	-	29,995	19,531	15.00%	1,570	21,100	10,464	8,895
10	Other Assets	57,674	-	-	57,674	40,134	15.00%	2,631	42,765	17,540	14,909
11	Equipments	1,437,914	-	-	1,437,914	951,192	15.00%	73,008	1,024,200	486,722	413,713
12	Sports Items	181,278	13,192	-	194,472	127,796	25.00%	15,020	142,816	53,482	51,656
13	Gas Line & Dosa Plate	34,765	-	-	34,765	33,898	15.00%	130	34,028	867	737
14	Utensils	157,845	-	-	157,845	83,626	15.00%	11,133	94,759	74,219	63,086
15	Pump Set	33,076	-	-	33,076	29,626	15.00%	517	30,144	3,449	2,932
16	RO Plant	447,962	-	-	447,962	246,170	15.00%	30,269	276,439	201,792	171,523
17	Goddess Saraswathi Idol	19,555	-	-	19,555	-	-	-	-	19,555	19,555
18	Lord Vinayaka Idol	17,842	-	-	17,842	-	-	-	-	17,842	17,842
19	Motor	48,448	-	-	48,448	15,387	15.00%	4,959	20,346	33,061	28,102
20	Water Geyser	253,576	-	-	253,576	43,309	15.00%	31,540	74,849	210,267	178,727
21	Fire Hydrant System	660,360	-	-	660,360	49,527	15.00%	91,625	141,152	610,833	519,208
22	Foam Matress	957,259	-	-	957,259	128,888	15.00%	124,256	253,144	828,371	704,115
23	New Solar Water heater	1,031,300	110,000	-	1,141,300	151,598	15.00%	140,205	291,803	879,703	849,497
24	Home Biogas	-	48,042	-	48,042	-	15.00%	3,603	3,603	-	44,439
										1	
	<b>Total</b>	<b>21,362,470</b>	<b>171,236</b>	<b>-</b>	<b>21,533,706</b>	<b>6,360,434</b>		<b>2,263,546</b>	<b>8,623,981</b>	<b>15,002,036</b>	<b>12,909,725</b>

Place : Chennai

Date : 06.08.2021

As per our report of even date attached

For M.Raghunath & Co.,  
Chartered Accountants

*[Signature]*  
Treasurer  
D.G.Vaishnav College  
Chennai

*[Signature]*  
Secretary  
D.G.Vaishnav College  
Chennai

*[Signature]*  
**PRINCIPAL**  
Dwaraka Doss Goverdhan Doss  
Vaishnav College  
Arumbakkam, Chennai - 600106.

*[Signature]*  
Chairman  
D.G.Vaishnav College  
Chennai

*[Signature]*  
**PRINCIPAL**  
Dwaraka Doss Goverdhan Doss  
Vaishnav College  
Arumbakkam, Chennai - 600106.

*[Signature]*  
M.Raghunath  
Partner  
MEMBER SHIP No  
015501 OF 1974



DWARAKA DOSS GOVERDHAN DOSS VAISHNAV EVENING COLLEGE, CHENNAI 600 106.

SCHEDULE OF FIXED ASSETS AS ON 31.3.2021

Sl. No.	Particulars	GROSS BLOCK				DEPRECIATION			NET BLOCK		
		At Cost	Additions	Deletions	At Cost	Up to	%	for the	Up to	As on	As on
		31.3.2020	during the year	during the year	31.3.2021	31.3.2020		year	31.3.2021	31.3.2020	31.3.2021
	Rs. p.	Rs. p.	Rs. p.	Rs. p.	Rs. p.		Rs. p.	Rs. p.	Rs. p.	Rs. p.	
1	Airconditioner	23,084,379	58,000	-	23,142,379	16,651,981	15%	969,210	17,621,190	6,432,398	5,521,188
2	Furniture & Fixtures	36,429,662	2,598,386	-	39,028,048	21,763,067	15%	2,419,648	24,182,715	14,666,595	14,845,332
3	Lab Furniture Lib.Vis Block	11,855,825	-	-	11,855,825	7,260,690	15%	689,270	7,949,960	4,595,135	3,905,865
4	Kitchen Dining Table - Canteen	536,130	-	-	536,130	350,289	15%	27,876	378,165	185,841	157,965
5	Lab Equipments	24,316,921	847,528	-	25,164,449	22,285,430	15%	408,843	22,694,272	2,031,491	2,470,176
6	Kitchen Equipments - Canteen	1,547,167	-	-	1,547,167	1,001,328	15%	81,876	1,083,204	545,839	463,963
7	Sports Equipments	271,169	-	-	271,169	170,539	15%	15,095	185,633	100,630	85,536
8	Electronic Equipments	3,265,191	78,178	-	3,343,369	1,737,656	15%	234,994	1,972,650	1,527,535	1,370,719
9	Electronic Equipment- Vis.Com.	11,934,773	-	-	11,934,773	9,512,677	15%	363,315	9,875,991	2,422,097	2,058,782
10	Electronic Moving Display	533,760	-	-	533,760	387,806	15%	21,893	409,699	145,954	124,061
11	Auditorium Sound System	1,283,175	-	-	1,283,175	938,454	15%	51,708	990,163	344,721	293,012
11	Library-Media Room		325,155	-	325,155		15%	24,387	24,387		500,768
12	M.C.A. Auditorium Sound System	630,976	-	-	630,976	590,321	15%	6,098	596,419	40,655	34,557
13	Mini Theatre System	1,067,725	-	-	1,067,725	838,970	15%	34,313	873,283	228,755	194,442
14	P.A.System	64,647	-	-	64,647	51,072	15%	2,036	53,108	13,574	11,538
15	Photocopier & Duplo Machine	1,206,254	179,360	-	1,385,614	737,330	15%	83,791	821,121	468,924	564,493
16	CC TV	12,127,658	73,236	-	12,200,894	6,849,199	15%	799,613	7,648,812	5,278,459	4,552,082
17	Computer & Pheriperals	54,301,423	1,462,076	-	55,763,499	36,545,054	15%	2,791,518	39,336,572	17,756,359	16,426,928
18	UPS - DATA Centre	210,760	-	-	210,760	107,808	15%	15,443	123,251	102,952	87,509
19	Networking cable work	1,063,403	-	-	1,063,403	584,193	15%	71,881	656,075	479,210	407,328
20	Currency Counting Machine	14,312	-	-	14,312	8,914	15%	810	9,724	5,398	4,588
21	Software Automation	7,969,427	-	-	7,969,427	6,091,359	15%	281,710	6,373,069	1,878,058	1,596,358
22	Intercom	866,582	-	-	866,582	684,914	15%	28,126	713,040	181,668	153,542
23	Signage Board	1,504,467	-	-	1,504,467	999,414	15%	73,758	1,078,172	565,053	429,295
24	NCC Obstacle	459,021	-	-	459,021	392,225	15%	10,019	402,244	66,796	56,777
25	RO Water Plant	1,083,519	-	-	1,083,519	637,243	15%	68,941	704,186	446,274	379,333
26	Water Purifier	241,006	-	-	241,006	233,148	15%	1,179	234,327	7,858	6,679

PRINCIPAL  
Dwaraka Doss Goverdhan Doss  
Vaishnav College  
Chennai - 600106.

PRINCIPAL  
Dwaraka Doss Goverdhan Doss  
Vaishnav College  
Arumbakkam, Chennai - 600106.

**DWARAKA DOSS GOVERDHAN DOSS VAISHNAV COLLEGE, CHENNAI 600 106**  
**WORKING OF INCOME & EXPENDITURE FOR THE YEAR ENDED 31.03.2021**

**Schedule - I**

Sl. No.	Head of Account	DGVC Aided Special Fees A/c	DGVC Aided General Fund A/c	DGVC Aided App.Staff Salary A/c	DGVC Aided Principal UGC Grant A/c	DGVC Aided NSS Grant A/c	DGVC Aided Priv.Scholarship A/c	DGVC Aided Govt.Scholarship A/c	DGVC Aided DBT Star College Grant A/c	DGVC Aided Fold Scope A/c	TOTAL
		Rs. p.	Rs. p.	Rs. p.	Rs. p.	Rs. p.	Rs. p.	Rs. p.	Rs. p.	Rs. p.	Rs. p.
<b>IX</b>	<b>Employee Cost</b>										
	Arrears Non Teaching Staff	-	-	59,886	-	-	-	-	-	-	59,886
	Arrears Teaching Staff	-	-	1,101,268	-	-	-	-	-	-	1,101,268
	ELNTS	-	-	-	-	-	-	-	-	-	-
	ELTDS	-	-	-	-	-	-	-	-	-	-
	Teaching Staff	-	-	73,526,961	-	-	-	-	-	-	73,526,961
	<b>Total</b>	-	-	<b>74,688,115</b>	-	-	-	-	-	-	<b>74,688,115</b>
<b>X</b>	<b>Labaratory Expenses</b>	<b>393,416</b>	-	-	<b>369,930</b>	-	-	-	-	-	<b>763,346</b>
<b>XI</b>	<b>Administrative Expenses</b>										
	Advertisement Charges	-	99,603	-	-	-	-	-	-	-	99,603
	Audit Fees	-	2,000	-	-	-	-	-	-	-	2,000
	Bank Charges	-	8,262	90	590	590	118	826	-	-	10,476
	Electricity Consumption chargews	-	375,000	-	-	-	-	-	-	-	375,000
	Conveyance	-	5,110	-	-	-	-	-	-	-	5,110
	Telephone & Telegram/Internet Connectivity	-	29,723	-	410,885	-	-	-	-	-	440,608
	Postage	-	506	-	-	-	-	-	-	-	506
	Printing	-	19,580	-	-	-	-	-	-	-	19,580
	Stationery	-	2,120	-	-	-	-	-	-	-	2,120
	University Fee payment	-	300,990	-	-	-	-	-	-	-	300,990
	Verification Fee payment	-	24,350	-	-	-	-	-	-	-	24,350
	Insurance Premium	-	39,406	-	-	-	-	-	-	-	39,406
	College Calendar Expenses A/c	102,000	-	-	-	-	-	-	-	-	102,000
	⊗ College Societies & Reading Room	108,992	-	-	-	-	-	-	-	-	108,992
	Exam Stationery A/c	104,531	-	-	-	-	-	-	-	-	104,531
	Library Expenses	34,140	-	-	-	-	-	-	-	-	34,140
	Phy.Edn.Games Expenses	32,278	-	-	-	-	-	-	-	-	32,278
	Tuition Fees Refund	-	-	350,250	-	-	-	-	-	-	350,250
	Returned to Govt/Dbt Scheme	-	-	-	-	-	-	10,695	-	-	10,695
	<b>Total</b>	<b>381,941</b>	<b>906,650</b>	<b>350,340</b>	<b>411,475</b>	<b>590</b>	<b>118</b>	<b>11,521</b>	-	-	<b>2,062,635</b>
<b>XII</b>	<b>Seminar/workshop/Project</b>	-	<b>406,140</b>	-	<b>110,332</b>	-	-	-	-	-	<b>516,472</b>

**PRINCIPAL**  
Dwaraka Doss Goverdhan Doss  
Vaishnav College